



# Individual Instructor Report for GOVT P-16120 How Geography Affects Politics (34126) Jessie Bullock

Project Title: **2021 Harvard Summer School Course Evaluation**

Courses Audience: **7**  
Responses Received: **7**  
Response Ratio: **100%**

Subject Details

TERM\_NAME

Session I

## Report Comments

Information about this report:

- Questions are not necessarily in the order asked on the questionnaire
- Instructors of team-taught courses see their individual results only
- Some questions are shown in both data table and graphical chart formats

Questions about 7-week and 3-week course reports can be addressed to:

Karen Flood  
Associate Dean for Academic Affairs  
[evals@summer.harvard.edu](mailto:evals@summer.harvard.edu)

Questions about Pre-College Program course reports can be addressed to:

Jacqueline Newcomb  
Director of Pre-College Program  
[precollegestaff@fas.harvard.edu](mailto:precollegestaff@fas.harvard.edu)

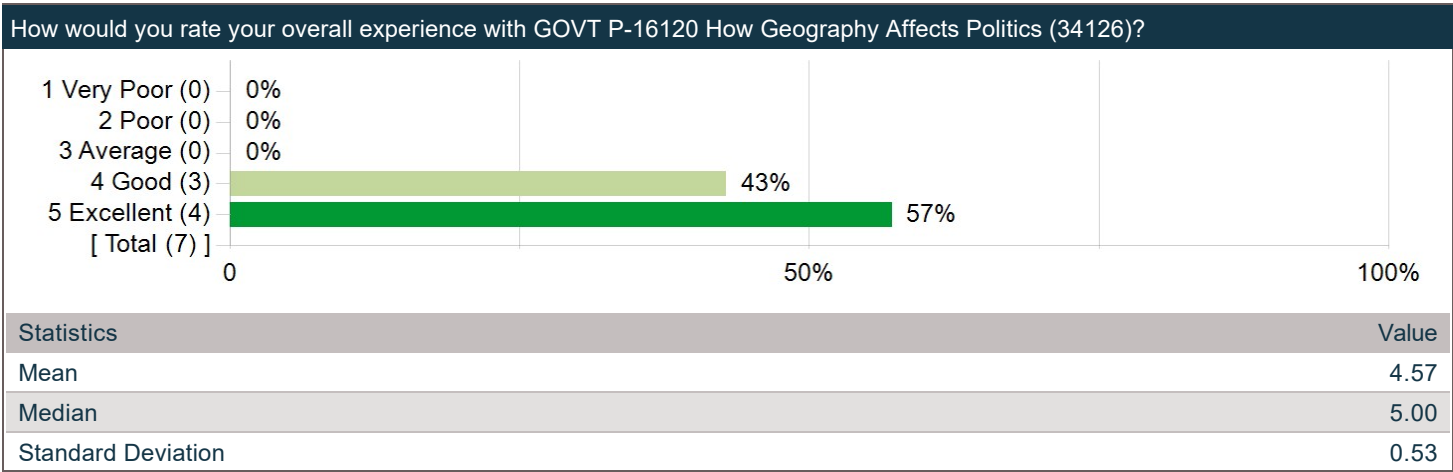
Creation Date: **Monday, July 26, 2021**

Course Questions

Course Overall

Question	Instructor Average	School (Summer)
	Mean	Mean
How would you rate your overall experience with GOVT P-16120 How Geography Affects Politics (34126)?	4.57	4.72

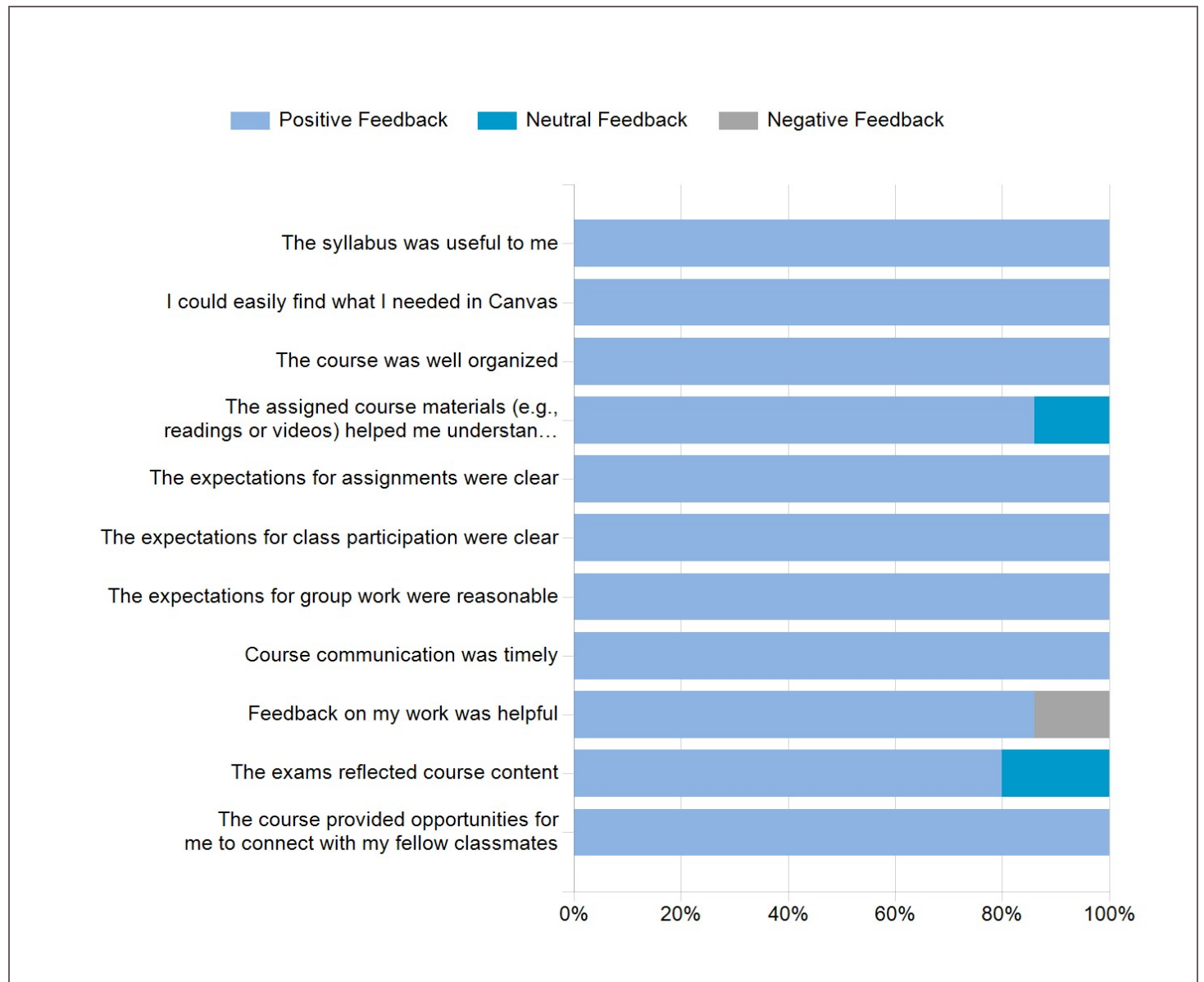
Course Overall



**Course Questions - Summary Table**

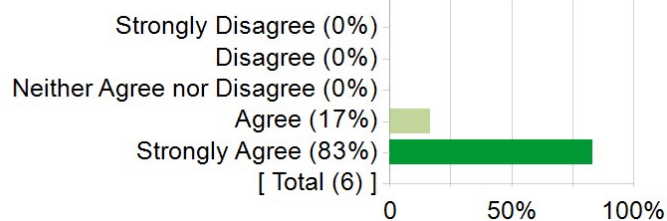
	Name	Count	Response Rate%	Agreement	Neutral	Disagreement	Instructor Mean	School Mean
The syllabus was useful to me	GOVT P-16120 How Geography Affects Politics (34126)	6	86%	6	0	0	4.83	N/A
I could easily find what I needed in Canvas	GOVT P-16120 How Geography Affects Politics (34126)	5	71%	5	0	0	5.00	N/A
The course was well organized	GOVT P-16120 How Geography Affects Politics (34126)	6	86%	6	0	0	4.83	N/A
The assigned course materials (e.g., readings or videos) helped me understand the content	GOVT P-16120 How Geography Affects Politics (34126)	7	100%	6	1	0	4.14	N/A
The expectations for assignments were clear	GOVT P-16120 How Geography Affects Politics (34126)	6	86%	6	0	0	4.67	N/A
The expectations for class participation were clear	GOVT P-16120 How Geography Affects Politics (34126)	6	86%	6	0	0	4.83	N/A
The expectations for group work were reasonable	GOVT P-16120 How Geography Affects Politics (34126)	7	100%	7	0	0	4.57	N/A
Course communication was timely	GOVT P-16120 How Geography Affects Politics (34126)	6	86%	6	0	0	4.50	N/A
Feedback on my work was helpful	GOVT P-16120 How Geography Affects Politics (34126)	7	100%	6	0	1	4.29	N/A
The exams reflected course content	GOVT P-16120 How Geography Affects Politics (34126)	5	71%	4	1	0	4.40	N/A
The course provided opportunities for me to connect with my fellow classmates	GOVT P-16120 How Geography Affects Politics (34126)	7	100%	7	0	0	4.71	N/A

## Course Questions - Scale Distribution Chart



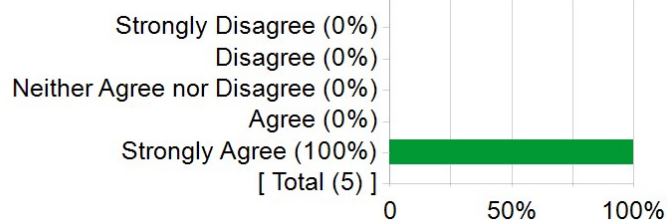
## Course Questions - Frequency Charts

## 1. The syllabus was useful to me



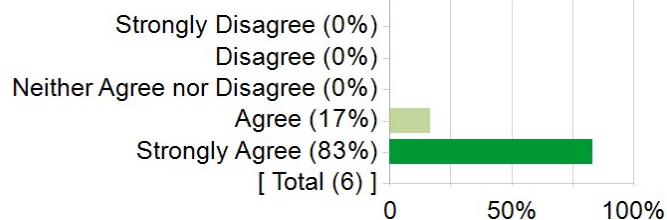
Options	Score	Count	Percentage
Strongly Disagree	1	0	0%
Disagree	2	0	0%
Neither Agree nor Disagree	3	0	0%
Agree	4	1	17%
Strongly Agree	5	5	83%
Statistics			Value
Mean			4.83
Median			5.00
Standard Deviation			0.41

## 2. I could easily find what I needed in Canvas



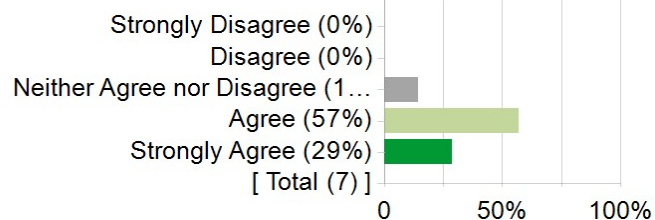
Options	Score	Count	Percentage
Strongly Disagree	1	0	0%
Disagree	2	0	0%
Neither Agree nor Disagree	3	0	0%
Agree	4	0	0%
Strongly Agree	5	5	100%
Statistics			Value
Mean			5.00
Median			5.00
Standard Deviation			0.00

## 3. The course was well organized



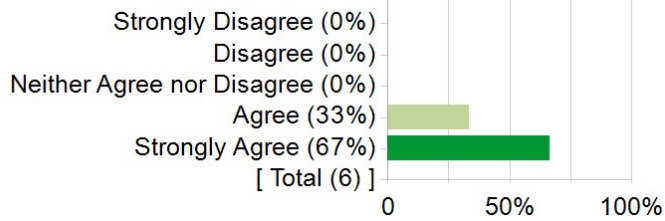
Options	Score	Count	Percentage
Strongly Disagree	1	0	0%
Disagree	2	0	0%
Neither Agree nor Disagree	3	0	0%
Agree	4	1	17%
Strongly Agree	5	5	83%
Statistics			Value
Mean			4.83
Median			5.00
Standard Deviation			0.41

## 4. The assigned course materials (e.g., readings or videos) helped me understand the content



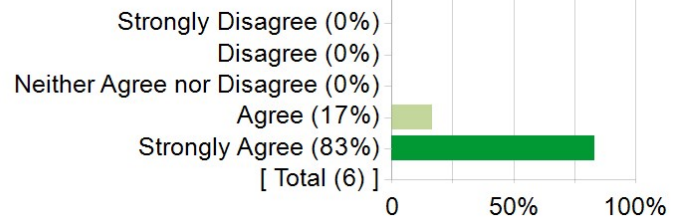
Options	Score	Count	Percentage
Strongly Disagree	1	0	0%
Disagree	2	0	0%
Neither Agree nor Disagree	3	1	14%
Agree	4	4	57%
Strongly Agree	5	2	29%
Statistics			Value
Mean			4.14
Median			4.00
Standard Deviation			0.69

## 5. The expectations for assignments were clear



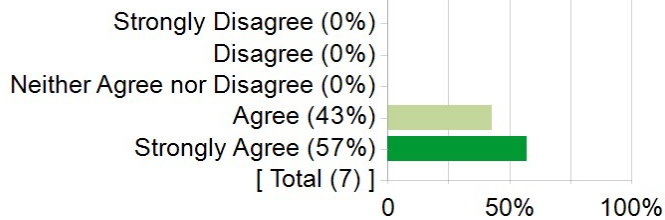
Options	Score	Count	Percentage
Strongly Disagree	1	0	0%
Disagree	2	0	0%
Neither Agree nor Disagree	3	0	0%
Agree	4	2	33%
Strongly Agree	5	4	67%
Statistics			Value
Mean			4.67
Median			5.00
Standard Deviation			0.52

## 6. The expectations for class participation were clear



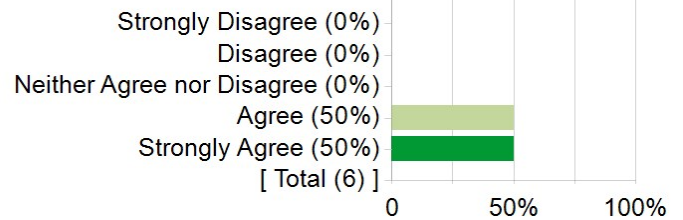
Options	Score	Count	Percentage
Strongly Disagree	1	0	0%
Disagree	2	0	0%
Neither Agree nor Disagree	3	0	0%
Agree	4	1	17%
Strongly Agree	5	5	83%
Statistics			Value
Mean			4.83
Median			5.00
Standard Deviation			0.41

## 7. The expectations for group work were reasonable



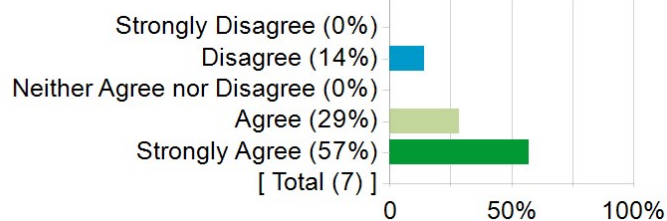
Options	Score	Count	Percentage
Strongly Disagree	1	0	0%
Disagree	2	0	0%
Neither Agree nor Disagree	3	0	0%
Agree	4	3	43%
Strongly Agree	5	4	57%
Statistics			Value
Mean			4.57
Median			5.00
Standard Deviation			0.53

## 8. Course communication was timely



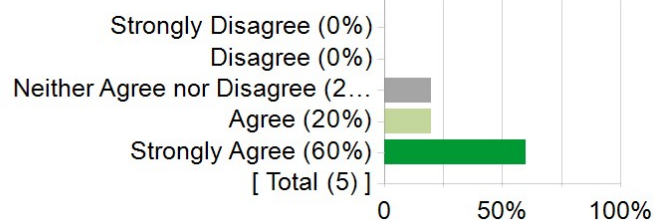
Options	Score	Count	Percentage
Strongly Disagree	1	0	0%
Disagree	2	0	0%
Neither Agree nor Disagree	3	0	0%
Agree	4	3	50%
Strongly Agree	5	3	50%
Statistics			Value
Mean			4.50
Median			4.50
Standard Deviation			0.55

## 9. Feedback on my work was helpful



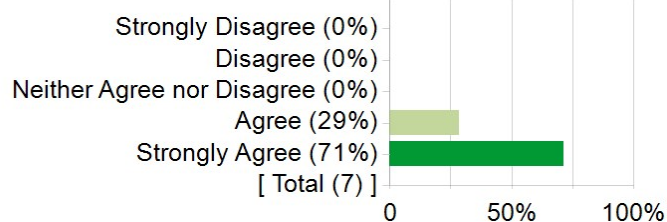
Options	Score	Count	Percentage
Strongly Disagree	1	0	0%
Disagree	2	1	14%
Neither Agree nor Disagree	3	0	0%
Agree	4	2	29%
Strongly Agree	5	4	57%
Statistics			Value
Mean			4.29
Median			5.00
Standard Deviation			1.11

## 10. The exams reflected course content



Options	Score	Count	Percentage
Strongly Disagree	1	0	0%
Disagree	2	0	0%
Neither Agree nor Disagree	3	1	20%
Agree	4	1	20%
Strongly Agree	5	3	60%
Statistics			Value
Mean			4.40
Median			5.00
Standard Deviation			0.89

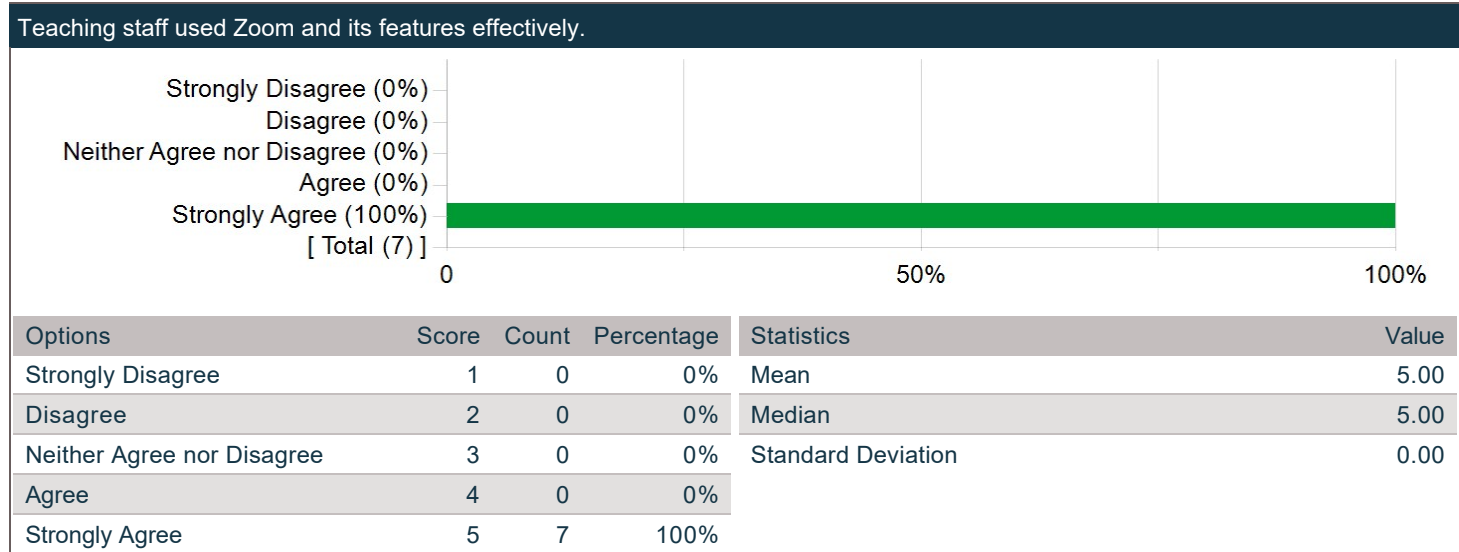
## 11. The course provided opportunities for me to connect with my fellow classmates



Options	Score	Count	Percentage
Strongly Disagree	1	0	0%
Disagree	2	0	0%
Neither Agree nor Disagree	3	0	0%
Agree	4	2	29%
Strongly Agree	5	5	71%
Statistics			Value
Mean			4.71
Median			5.00
Standard Deviation			0.49

## Questions Regarding the Course Format

### Web Conference



### Describe the quality of your online experience, including course technology and your interactions with teaching staff and classmates.

Comments
I had my doubts about doing a class on Zoom however it did not hinder my learning at all, in fact I even made friends with a few of the classmates
Technology and interaction are both good
My online experience was great. My classmates were all very kind and supportive when we answered questions. Jessie was an amazing professor. She was an excellent communicator and whenever we gave wrong answers to challenging questions, she wasn't afraid to say "No." It's easy for teachers to coddle their students, but she was realistic and supportive at the same time.
The classroom was welcoming and accepting. I never felt uncomfortable or scared to participate. The teaching staff was incredible. They were all understanding and excellent at helping me understand more about a certain topic.
Physical distance did not represent a barrier for learning. When we were on the zoom meeting it was like being in person. The classes had the same quality and interactive with my peers was great.
I would give the experience 9–10/10 as it very organized and very straightforward but interesting curriculum that, when discussed within the class, really brought out some intriguing ideas and theories.

## Instructor Questions

### Instructor Overall

Question	Instructor Average	School (Summer)
	Mean	Mean
How would you rate your experience with Jessie Bullock?	5.00	4.83



## Instructor Questions - Summary Table

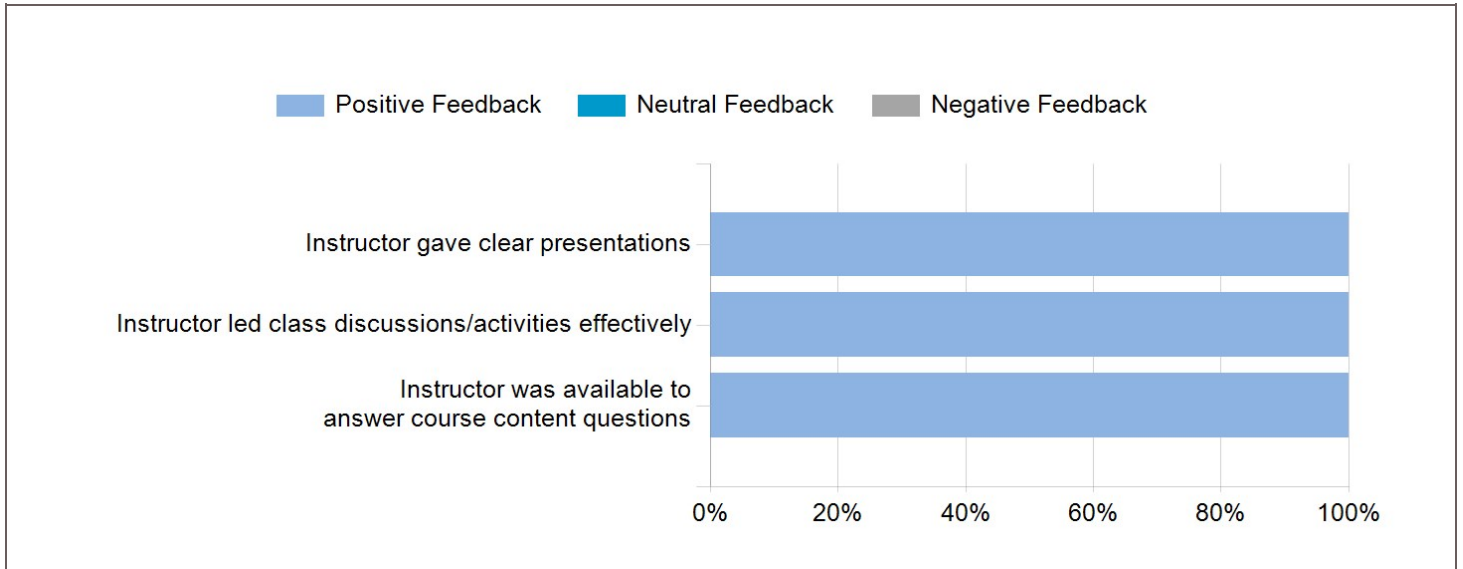
Q1: Instructor gave clear presentations

Q2: Instructor led class discussions/activities effectively

Q3: Instructor was available to answer course content questions

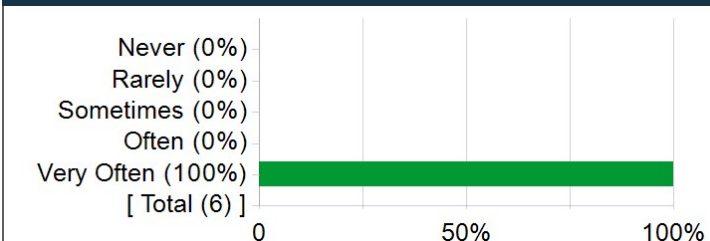
Name	Q1		Q2		Q3	
	Instructor Mean	School Mean	Instructor Mean	School Mean	Instructor Mean	School Mean
Overall	5.00	N/A	5.00	N/A	4.80	N/A

## Instructor Questions - Scale Distribution Chart



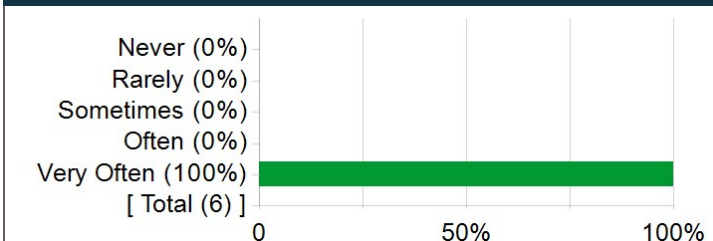
## Instructor Questions - Frequency Charts

## 1. Instructor gave clear presentations



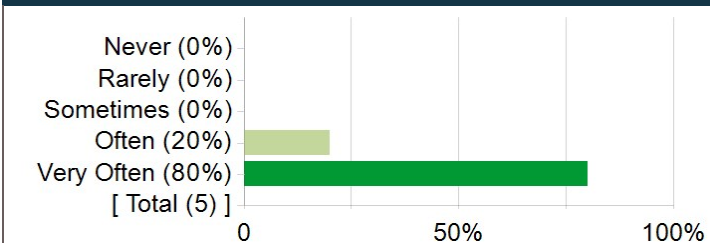
Options	Score	Count	Percentage
Never	1	0	0%
Rarely	2	0	0%
Sometimes	3	0	0%
Often	4	0	0%
Very Often	5	6	100%
Statistics			Value
Mean			5.00
Median			5.00
Standard Deviation			0.00

## 2. Instructor led class discussions/activities effectively



Options	Score	Count	Percentage
Never	1	0	0%
Rarely	2	0	0%
Sometimes	3	0	0%
Often	4	0	0%
Very Often	5	6	100%
Statistics			Value
Mean			5.00
Median			5.00
Standard Deviation			0.00

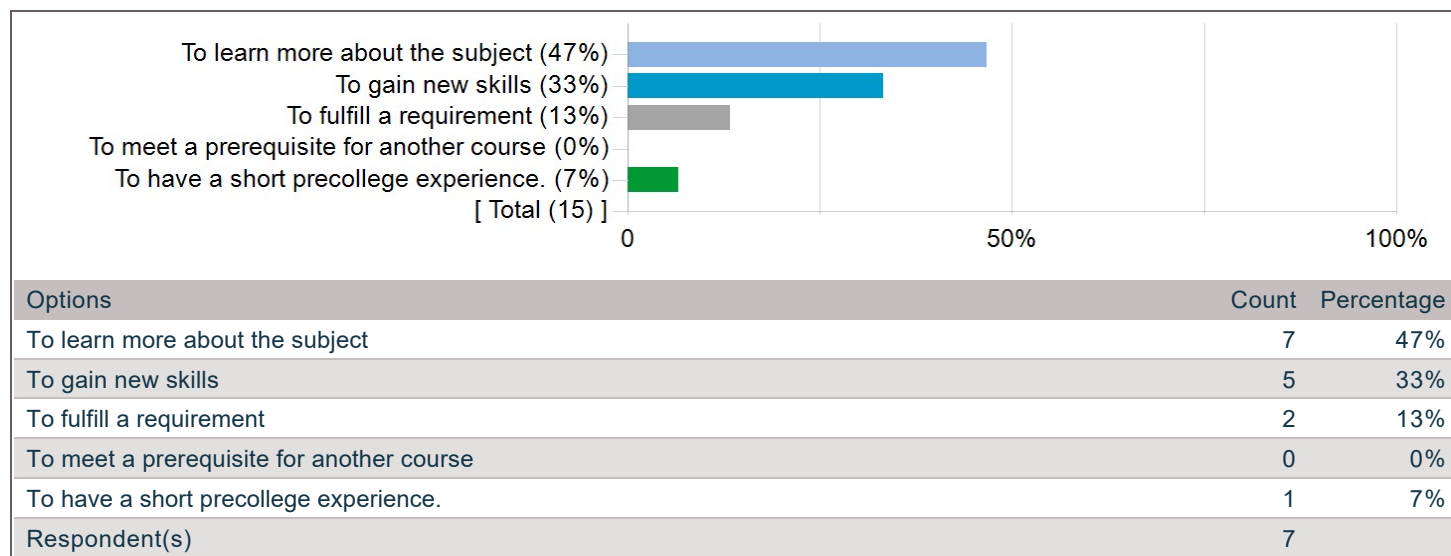
## 3. Instructor was available to answer course content questions



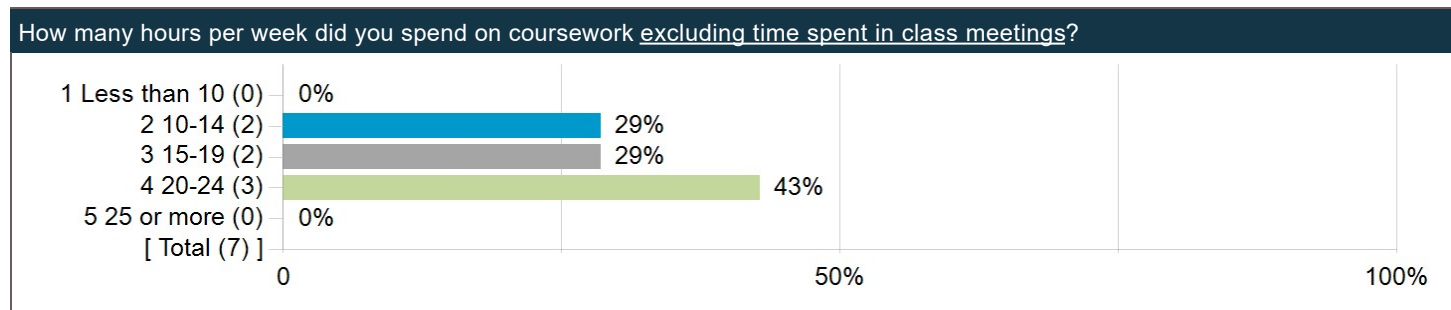
Options	Score	Count	Percentage
Never	1	0	0%
Rarely	2	0	0%
Sometimes	3	0	0%
Often	4	1	20%
Very Often	5	4	80%
Statistics			Value
Mean			4.80
Median			5.00
Standard Deviation			0.45

## Other Course Questions

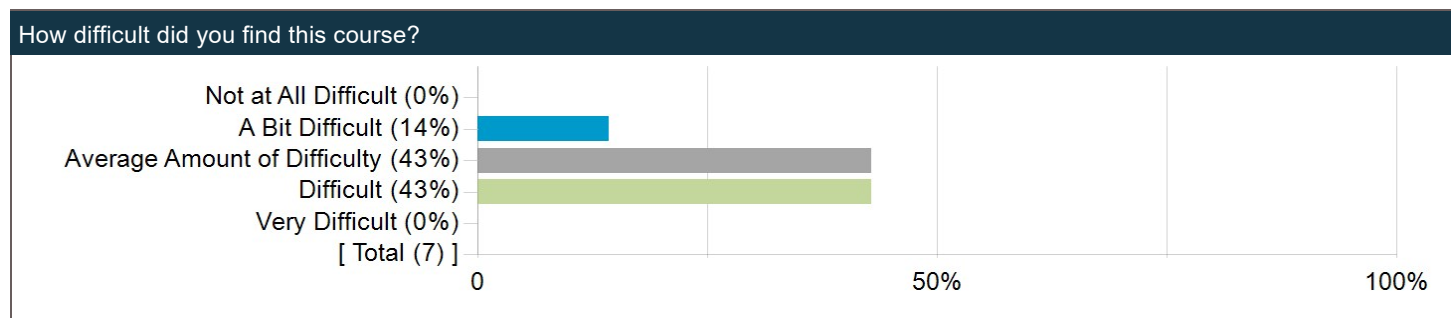
### What were your reasons for enrolling in the course?



### How many hours per week did you spend on coursework excluding time spent in class meetings?

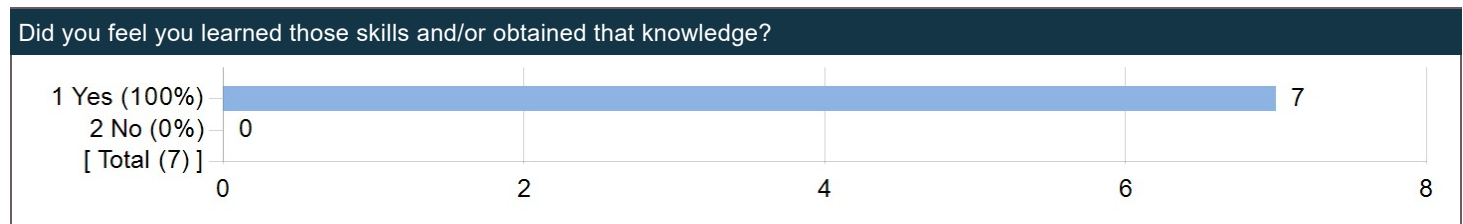


### How difficult did you find this course?



**What skills/knowledge did you hope you would learn from the course?**

Comments
Deepen my knowledge of politics
Mapping software
Map-making
I hoped I would learn exactly what the course entailed—how geography affects politics. I wanted to expand upon my geographic knowledge and learn more about how that influenced political decisions and interactions between different political groups.
1. Learn more about geopolitics and its effect on the world. 2. Help guide me in a new direction for my further academic career.
Time management skills. Reading and writing skills to apply in college. Political science and analysis skills.
How to dissect political discourse and issues as products of a state's history and political geography.

**Did you feel you learned those skills and/or obtained that knowledge?**

## Comments about the Course

### Which aspects of the course were most helpful for your learning?

Comments
Class discussions
Discussing with the instructor
Organizing
Learning how to write a concise research paper. It was very helpful learning how to write a literature review that summarized research without solely saying "Professor X said this, Professor Y said that."
Writing the research paper allowed me to develop my research and writing skills while giving me a chance to learn more about a topic I am interested in.
The resources available both in and out of the classroom as well as the amount of work a real college course has. Adding on to that the professor was always available.
Real world examples and elaboration of said examples through group exercises.

### Which aspects of the course were least helpful for your learning?

Comments
Some of readings perhaps
Balancing writing the research paper, reading all the readings, and learning to use the mapping softwares
computer
Learning ArcGIS was extremely interesting and it's a wonderful tool for geographic analysis. However, I don't think I will use it very often in the future. That shouldn't take away from how valuable of a resource it was for the context of the class.
I honestly think that everything was clearly linked to the course and I learned a lot from it.
Short amount of time to learn everything.
N/A (ice breakers?)

### What advice would you give to students who are considering taking this course about its level, the amount of work required, any prior training needed, and ways to get the most out of the course?

Comments
If you are very interested in geography and politics, this course is for you, however you have to be prepared for a large amount of work throughout the two weeks
Be prepared to read a lot!
I would advise students to take the course only if they have an interest in politics and/or geography. Be prepared for upwards of 50 pages of reading per night, but know that it is enriching and rewarding when you learn good reading techniques.
<ul style="list-style-type: none"> <li>– Level: Challenging, but not too difficult when you put in the work and time.</li> <li>– Work required: There are 3–4 hours daily in addition to the class time needed to finish the homework which consisted of reading, writing, and doing research.</li> <li>– Prior training needed: The course "How does Geography Affect Politics" did not need much prior training, just the readiness to work and learn.</li> <li>– Ways to get most out of the course: Be patient and ready to learn from your mistakes!</li> </ul>
Open up to new people and ideas, put effort into making new friends! Take advantage of the resources that are provided to you and reach out for help if you need it.
I would say that one should most importantly come to the course prepared to read a lot of information with little time but be able to dissect the most important details and formulate them into a theory.

## Comments about the Instructor

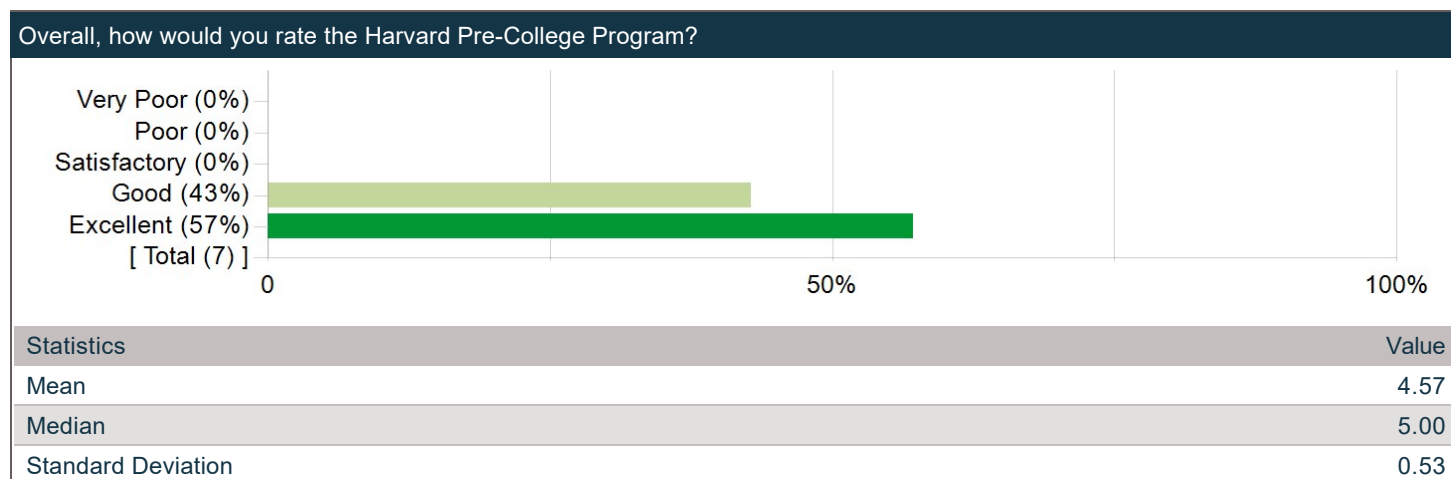
### What did Jessie Bullock do that was most helpful for your learning?

Comments
Clear communication
Reviewed our work and gave feedback
Give us reading that's related to every day's class content
Jessie was very thorough in her instructions, but if we didn't understand something, she was always patient and did not hesitate to elaborate on an instruction.
She helped me get over my fear of failure and helped me understand that being mistaken is a part of learning and that there is nothing to be embarrassed about.
Jessie was always available to answer our questions. Instructions for assignments were very straightforward and clear. She made sure we were learning, understanding and enjoying the class.
Share any information we couldn't verbally understand to the web page, as well as explain terms and ideas in understandable terminology.

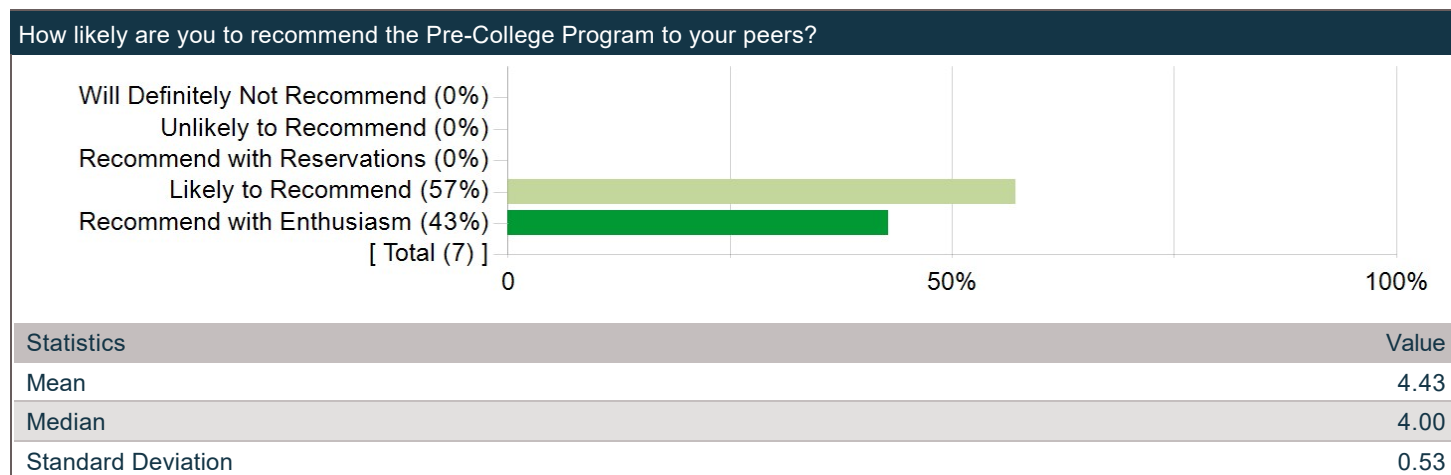
### What might Jessie Bullock have done differently to help you learn more?

Comments
Guide us a little more in the final project and expectations
Little less reading for homework, would help balance focus onto other parts of class (such as mapping software or writing the research paper)
We could look at one state for each day
n/a
I feel like Jessie did everything she could since she was very clear with her expectations and had everything planned out.
Something Jessie could do different is to use more time to explain each mapping software we were learning to use in class.
N/A

## Overall, how would you rate the Harvard Pre-College Program?



## How likely are you to recommend the Pre-College Program to your peers?



## How did the Pre-College Program impact you?

Comments
Positively
Let me experience college class
n/a
It helped me gain confidence and allowed me to put procrastination aside and get on with the work.
During the two weeks of the Pre-College Program I gained new skills to apply in school, college and beyond. I got a real sense on the workload of a college course and was able to explore a subject in which I am really interested in. I was also able to learn a lot from my peers.
Lent me new skills, ideas, and tools to use in my academic theatre more often.

**What was your favorite co-curricular activity and why?**

Comments
/
Organized crime seminar by Jessie bullock. Interesting, engaging, and not mentally draining
3P–help me more prepared with organized my lives
U.S. Women in Politics. It was very interesting to hear the presenter's hypothesis that ambitious women experience different standards in U.S. politics.
Impunity or Accountability: It is a topic that related a lot to what is happening in Lebanon and made me understand more about the current situation.
My favorite co-curricular activity was the Academic Exploration workshop called "The Artist and the Autocrat" because it was the most interesting one. I learned a lot and felt the enthusiasm that the presenter had on the subject. It was a very rewarding workshop and since there were few people I felt more at ease when participating.
Mine would have to be Politics in Developing Countries as it demonstrated the roots of civil war and political corruption in typical developing nations across the globe.

**What aspects of the Pre-College Program would you change and why?**

Comments
larger class sizes for co-curricular activities in order to be able to sign up for more courses
Large amount of homework–stress
n/a
I know its out of everyone's control but doing this program in Harvard physically and not virtually could perhaps be more entertaining.
I would make the co-curricular activities open for anyone that wants to join in because many times people end up being
Possibly the Community Engagement to discuss a wider variety of college activities and social climates than may have perhaps been talked about.

**What aspects of the Pre-College Program would you keep the same?**

Comments
RD meetings and the amount of choice for co-curricular activities
Interaction between students and teachers
.The community engagement events
Canvas and the community engagement sessions
I would like to maintain the community engagement meetings. Another aspect I would keep is the organization in the different softwares.
The College Readiness and Academic Exploration parts were excellent and I'd love to explore them more in the future.

**What advice about the Pre-College Program would you give to future students?**

Comments
Start your project (if possible) on day 1
Please–stay focus
Prepare for a significant amount of work.
A great way to learn more about a subject you like on a more advanced basis.
Take advantage of the resources and enjoy meeting and connecting with new people.
Come open minded with a backpack of discussions, material, and information to gain.