



Spring 2021 Individual Report FAS-GOV 97-Tutorial - Sophomore Year 001 Jessie Bullock

Project Title: **2021 Spring Harvard FAS Course Evaluation**

Course Audience: **111**
Responses Received: **74**
Response Ratio: **67%**

Report Comments

Note:

The order that the questions appear on this report is not the same as the way the questions were displayed to students. The order has been changed to make the report more readable.

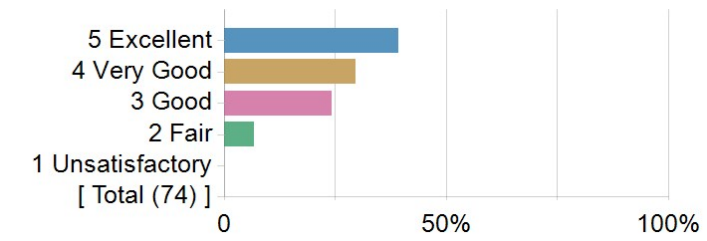
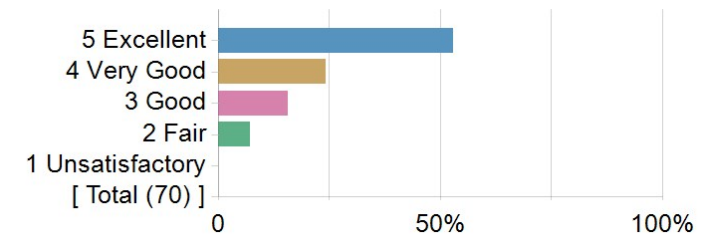
Creation Date: **Wednesday, May 19, 2021**

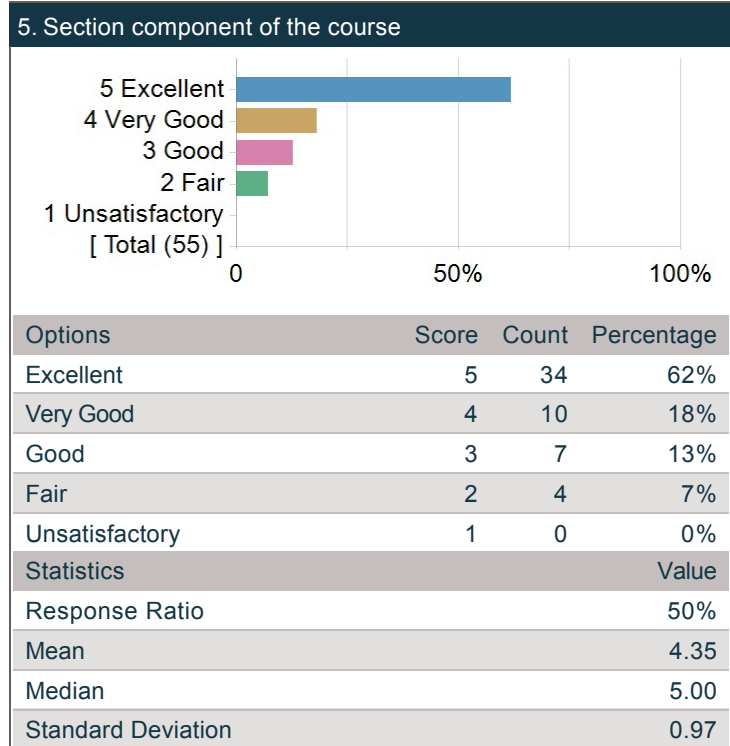
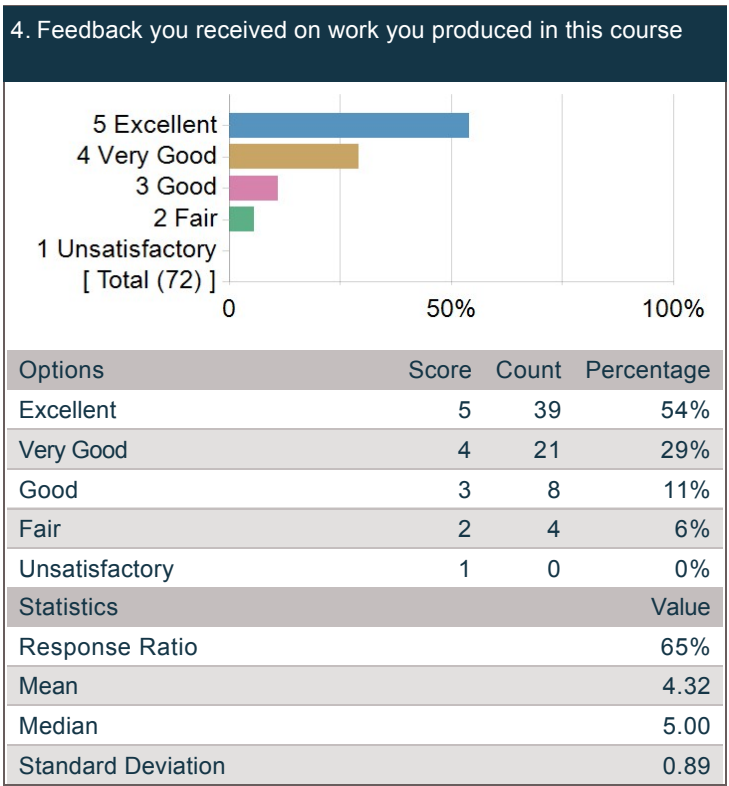
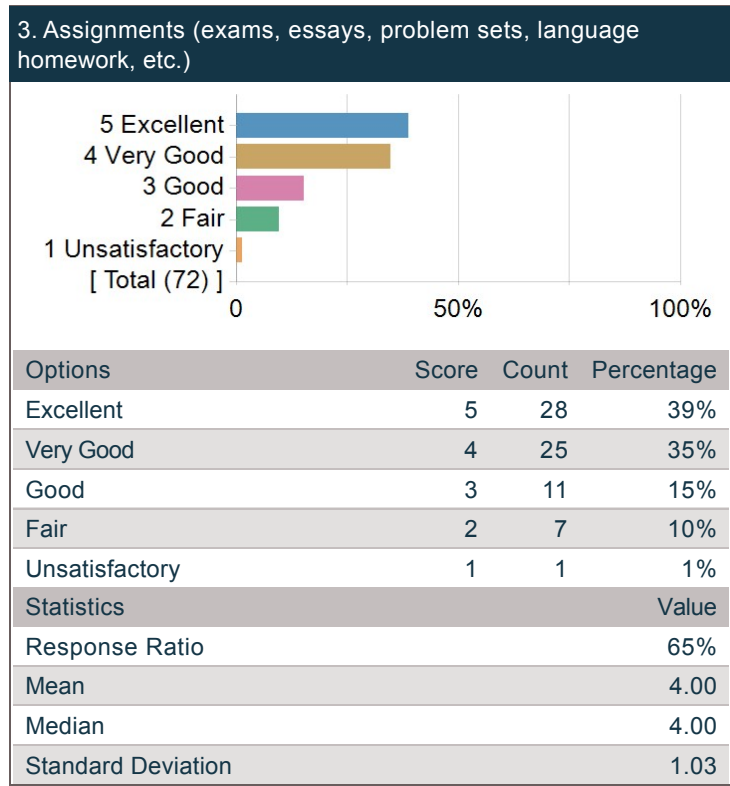
General Course Questions

Course General Questions

	Count	Excellent	Very Good	Good	Fair	Unsatisfactory	Course Mean	Dept Mean	Division Mean
Evaluate the course overall.	74	39%	30%	24%	7%	0%	4.01	4.26	4.24
Course materials (readings, audio-visual materials, textbooks, lab manuals, website, etc.)	70	53%	24%	16%	7%	0%	4.23	4.27	4.24
Assignments (exams, essays, problem sets, language homework, etc.)	72	39%	35%	15%	10%	1%	4.00	4.14	4.08
Feedback you received on work you produced in this course	72	54%	29%	11%	6%	0%	4.32	4.13	4.12
Section component of the course	55	62%	18%	13%	7%	0%	4.35	4.23	4.19

Course

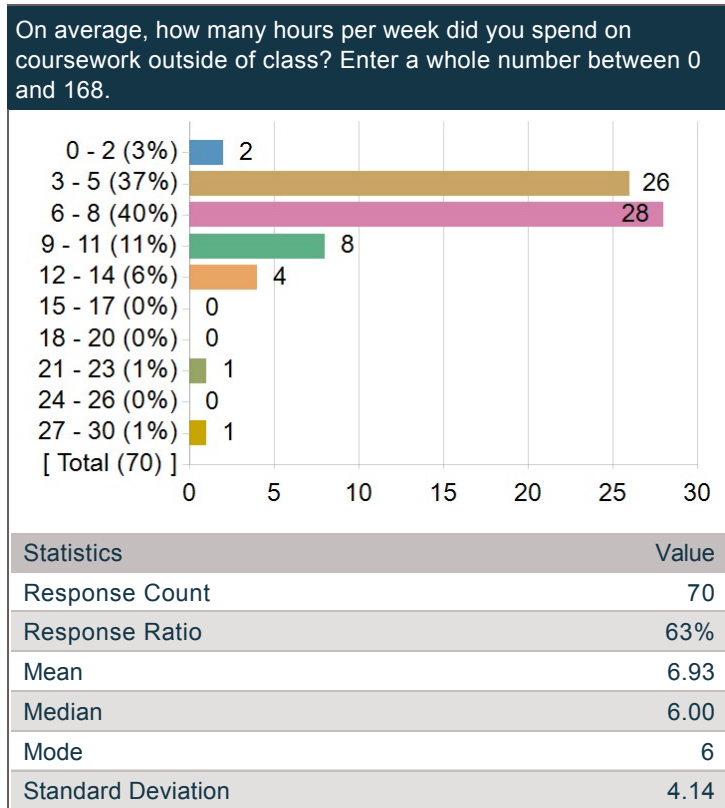
1. Evaluate the course overall.				2. Course materials (readings, audio-visual materials, textbooks, lab manuals, website, etc.)			
							
Options	Score	Count	Percentage	Options	Score	Count	Percentage
Excellent	5	29	39%	Excellent	5	37	53%
Very Good	4	22	30%	Very Good	4	17	24%
Good	3	18	24%	Good	3	11	16%
Fair	2	5	7%	Fair	2	5	7%
Unsatisfactory	1	0	0%	Unsatisfactory	1	0	0%
Statistics			Value	Statistics			Value
Response Ratio			67%	Response Ratio			63%
Mean			4.01	Mean			4.23
Median			4.00	Median			5.00
Standard Deviation			0.96	Standard Deviation			0.97



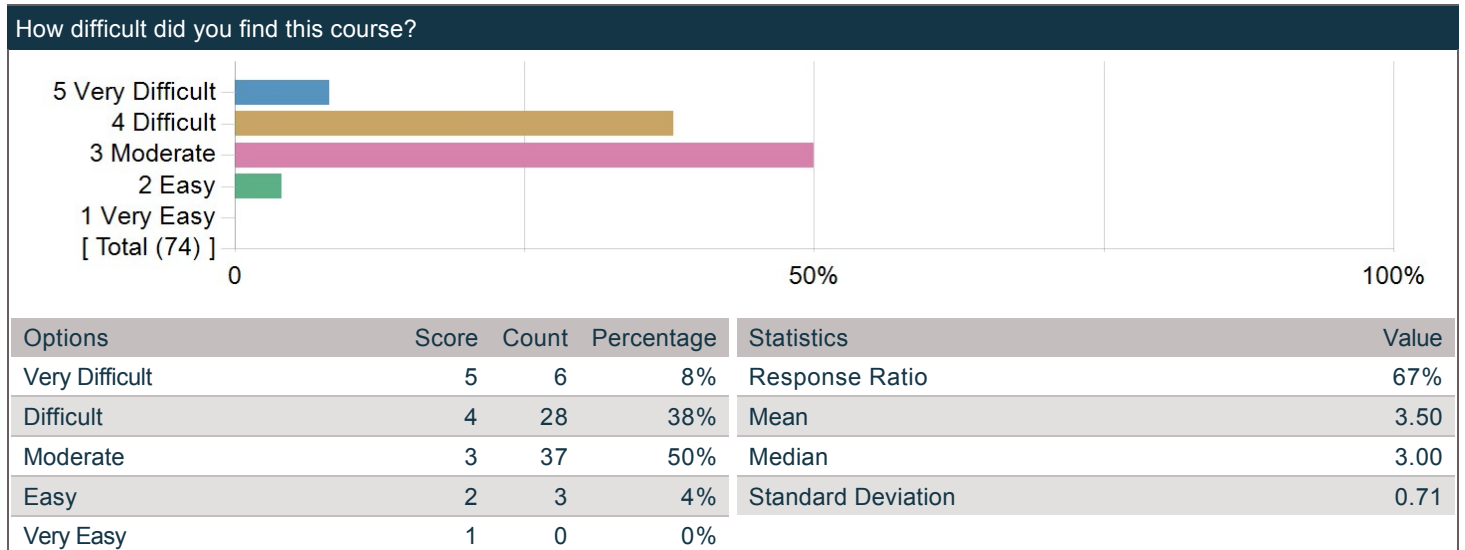
Requirements - What did this course require of you?

On average, how many hours per week did you spend on coursework outside of class? Enter a whole number between 0 and 168.

Frequency chart and mean excludes students who answered 31 or more hours.



How difficult did you find this course?

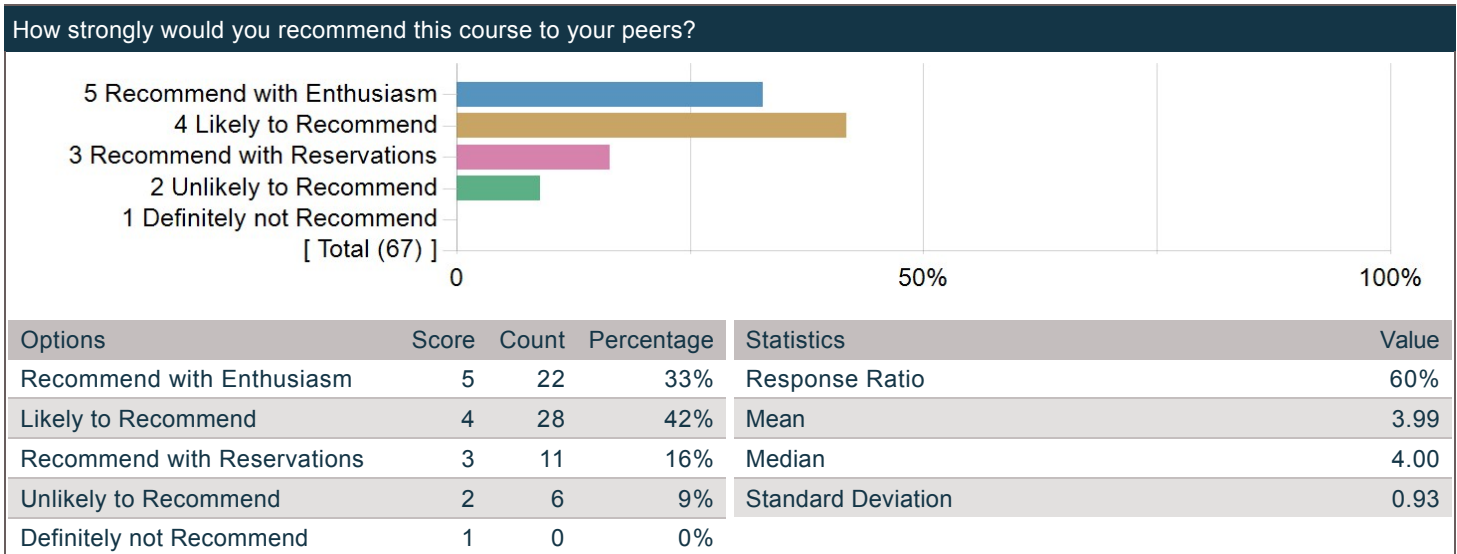


What was/were your reason(s) for enrolling in this course? (Please check all that apply)

Options	Count
Elective	2
Concentration or Department Requirement	73
Secondary Field or Language Citation Requirement	0
Undergraduate General Education Requirement	0
Expository Writing Requirement	0
Foreign Language Requirement	0
Pre-Med Requirement	0
Divisional Distribution Requirement	0
Quantitative Reasoning with Data Requirement	0

Recommendations - Would you recommend this course?

How strongly would you recommend this course to your peers?



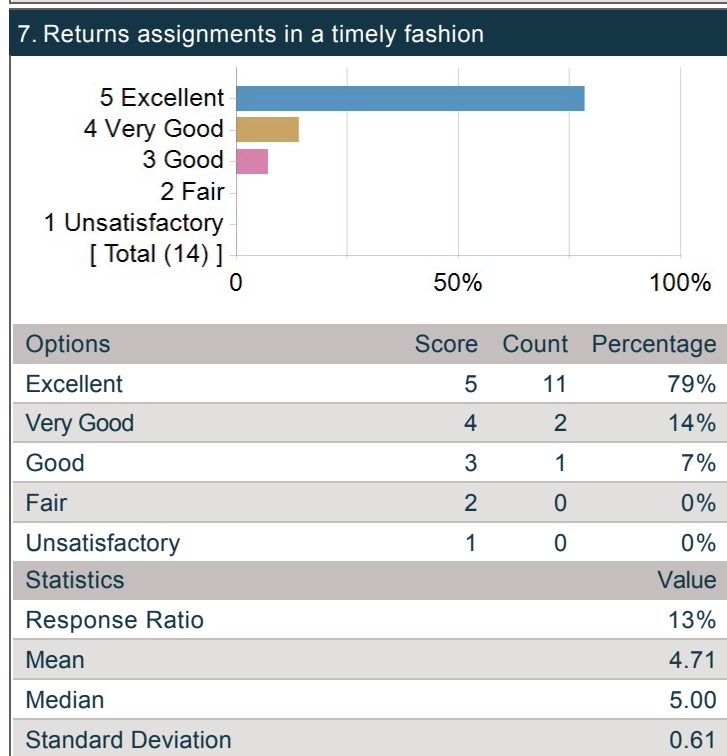
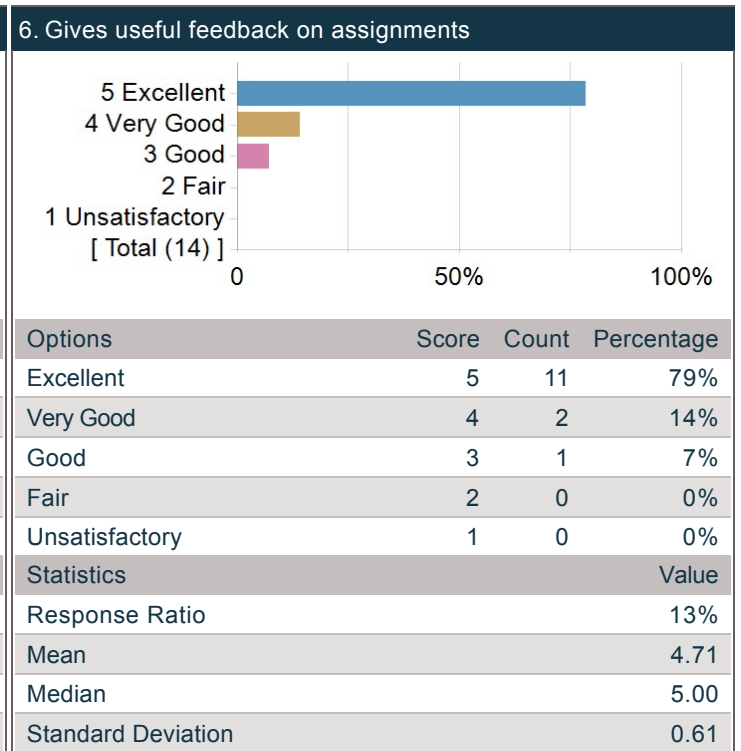
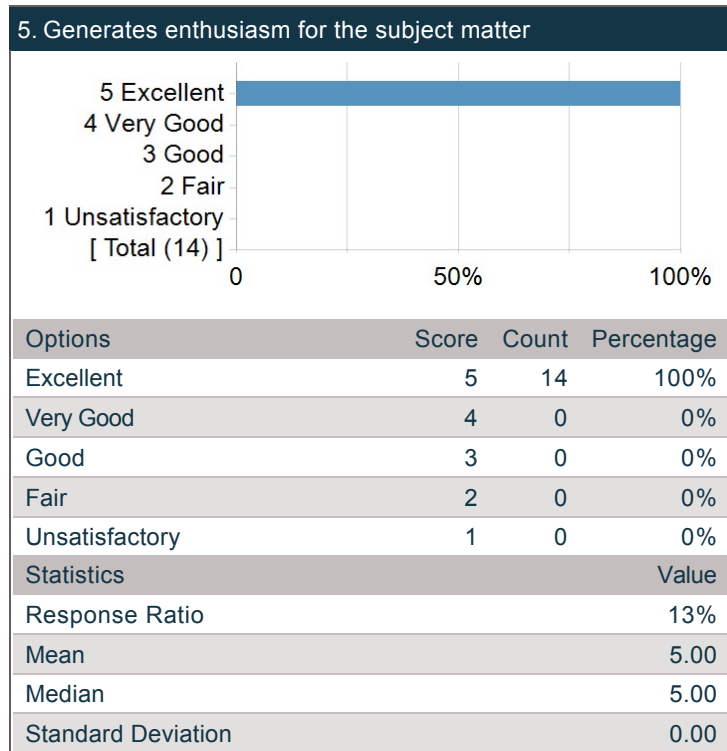
Evaluation of Section Leaders

Section Leader Questions

	Count	Excellent	Very Good	Good	Fair	Unsatisfactory	Instructor Mean	Dept Mean	Division Mean
Evaluate your Section Leader overall.	14	100%	0%	0%	0%	0%	5.00	4.56	4.58
Gives effective lectures or presentations, if applicable	14	100%	0%	0%	0%	0%	5.00	4.46	4.48
Facilitates discussion and encourages participation	14	93%	7%	0%	0%	0%	4.93	4.51	4.51
Is accessible outside of class (including after class, office hours, e-mail, etc.)	14	93%	7%	0%	0%	0%	4.93	4.57	4.61
Generates enthusiasm for the subject matter	14	100%	0%	0%	0%	0%	5.00	4.52	4.49
Gives useful feedback on assignments	14	79%	14%	7%	0%	0%	4.71	4.41	4.46
Returns assignments in a timely fashion	14	79%	14%	7%	0%	0%	4.71	4.30	4.43

Section Leader

1. Evaluate your Section Leader overall.				2. Gives effective lectures or presentations, if applicable			
<p>5 Excellent 4 Very Good 3 Good 2 Fair 1 Unsatisfactory [Total (14)]</p>				<p>5 Excellent 4 Very Good 3 Good 2 Fair 1 Unsatisfactory [Total (14)]</p>			
Options	Score	Count	Percentage	Options	Score	Count	Percentage
Excellent	5	14	100%	Excellent	5	14	100%
Very Good	4	0	0%	Very Good	4	0	0%
Good	3	0	0%	Good	3	0	0%
Fair	2	0	0%	Fair	2	0	0%
Unsatisfactory	1	0	0%	Unsatisfactory	1	0	0%
Statistics	Value			Statistics	Value		
Response Ratio	13%			Response Ratio	13%		
Mean	5.00			Mean	5.00		
Median	5.00			Median	5.00		
Standard Deviation	0.00			Standard Deviation	0.00		
3. Facilitates discussion and encourages participation				4. Is accessible outside of class (including after class, office hours, e-mail, etc.)			
<p>5 Excellent 4 Very Good 3 Good 2 Fair 1 Unsatisfactory [Total (14)]</p>				<p>5 Excellent 4 Very Good 3 Good 2 Fair 1 Unsatisfactory [Total (14)]</p>			
Options	Score	Count	Percentage	Options	Score	Count	Percentage
Excellent	5	13	93%	Excellent	5	13	93%
Very Good	4	1	7%	Very Good	4	1	7%
Good	3	0	0%	Good	3	0	0%
Fair	2	0	0%	Fair	2	0	0%
Unsatisfactory	1	0	0%	Unsatisfactory	1	0	0%
Statistics	Value			Statistics	Value		
Response Ratio	13%			Response Ratio	13%		
Mean	4.93			Mean	4.93		
Median	5.00			Median	5.00		
Standard Deviation	0.27			Standard Deviation	0.27		



Section Leader Comments

Please comment on your Section Leader's teaching.

Comments
Jessie ensured that we were always grappling with the primary points of our readings, and not getting lost in the weeds of the more foundational, heavy-set readings.
I have nothing but positive things to say about Jessie. She was an incredible instructor, one of the best I've ever had.
Jessie ensured that each section was interactive, compelling, and useful in learning the study of organized crime in political science in addition to conducting research. The environment in each section was non-judgmental and relaxed, which helped encourage thoughtful participation by everyone in the section.
Jessie was an amazing professor. It was so clear that she cared about her students and that she loved the material she was teaching, and her enthusiasm was contagious. It felt really easy to speak during class discussions, because Jessie fostered a really comfortable environment. I felt more engaged in this class than many others because I felt as though everything we did really furthered my understanding of core concepts and skills. In other words, I never felt as though I was just doing "busy work." Jessie was also very accessible outside of class for office hours. Overall, Jessie is one of the best teachers I have ever had!
Jessie was a phenomenal section leader. Her passion and expertise for the subjects we studied around organized crime were clear. She always built the same level of enthusiasm for the topics among our section. Her feedback on assignments and willingness to discuss it during office hours were greatly appreciated as this was my first time engaging in this type of coursework. During office hours, she went above and beyond to help steer me in the right direction of datasets and literature relevant to my research project. It is clear Jessie wanted every student to succeed, regardless of prior knowledge.
Jessie is one of the kindest, most caring, accessible, and incredibly passionate teachers that I've had, and a highlight of my Harvard education.
Grades super fast, gives incredible feedback, and is always engaging, productive, and helpful during class. Really makes the best of the 2 hour classes
Jessie was an absolutely incredible section leader who exuded passion and really made me interested in the class more so than before. She was very helpful in learning how to write and I can confidently say I know how to write a good academic paper now. She lectured well but allowed us to really shape the discussion according to our interests. Her activities always let us explore the subject in depth while developing our writing skills and her office hours and one-on-ones helped solidify the concepts and improve the writing.
She was incredible, I don't think anyone else could have kept me engaged for two hours straight. Honestly, I think she could make any topic engaging. She could give a two hour lecture on fiscal policy and I'd be all ears.
Jessie was an awesome course leader as she brought enthusiasm and passion for the course that was not only evident in discussion but also in the way she presented the curriculum.
I found myself looking forward to every week's section. Jessie does a great job facilitating conversation and making sure everyone comprehends the material.